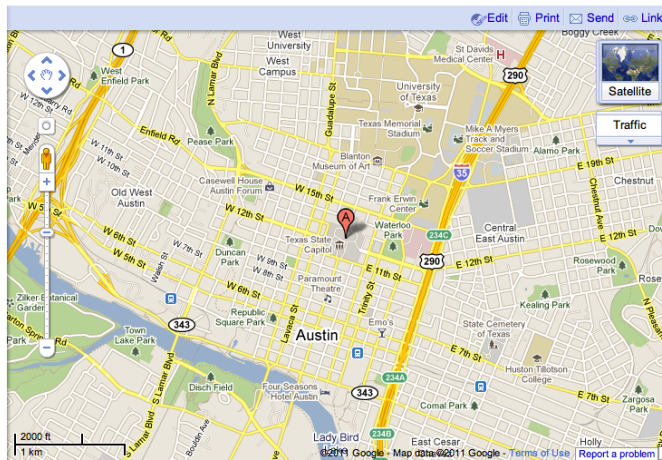




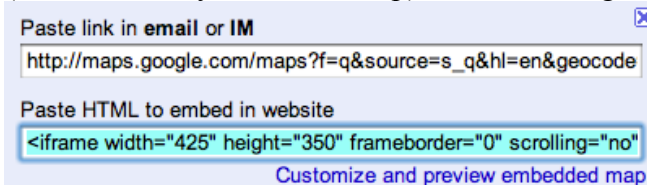
1. Open your website to the page you wish you embed your Google Map in.
2. Click [Edit Page](#)
3. Go to www.maps.google.com
4. Enter the address or destination point you want the map to direct people to.



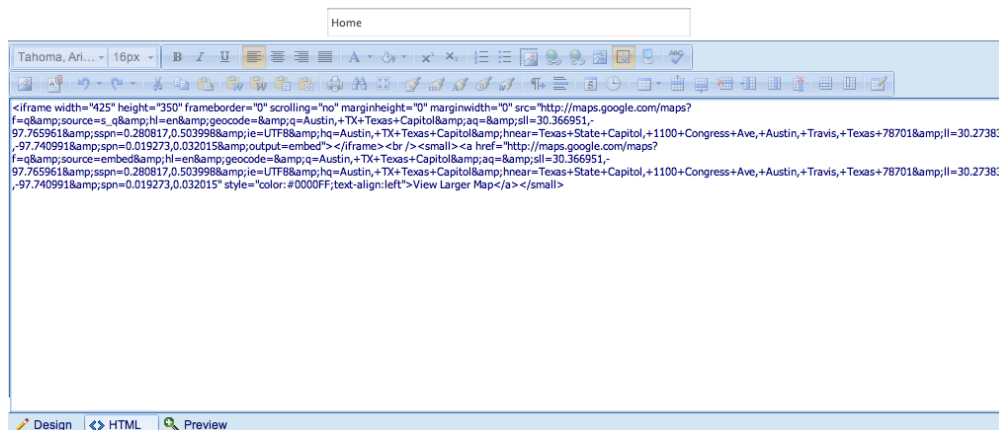
5. Click to generate the Google map.



6. Click [Link](#) (located directly above the map). The following screen will appear.



7. Copy the information from the 2nd box (as seen in blue).
8. Go back to your website's edit page.
9. Click [HTML](#) (located on the bottom blue banner).
10. Paste the HTML code into the box.



11. To center-align your map, click [Design](#) and use to make changes.
11. When finished, click [Save Changes](#)