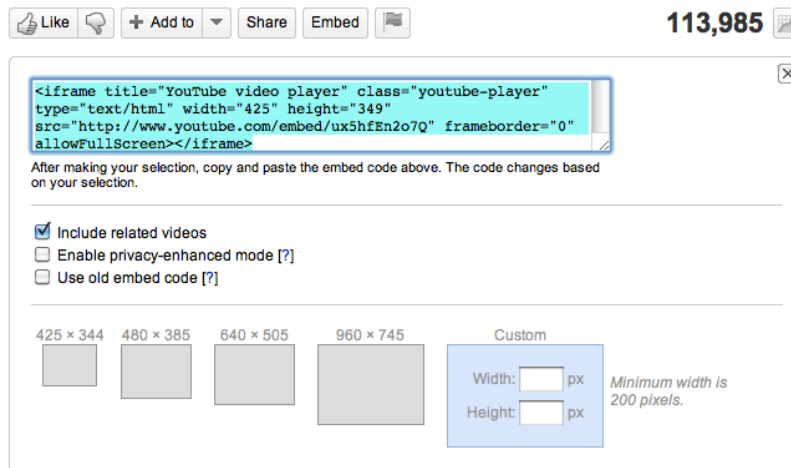


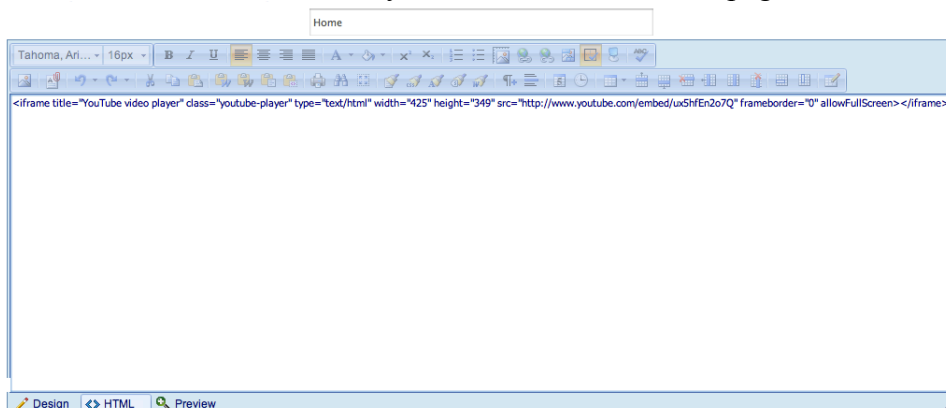
1. Open your website to the page you wish you embed your YouTube video in.
2. Click [Edit Page](#)
3. Go to www.YouTube.com and find the video.




4. Click **Embed**, located directly under the YouTube video. A window will expand below.

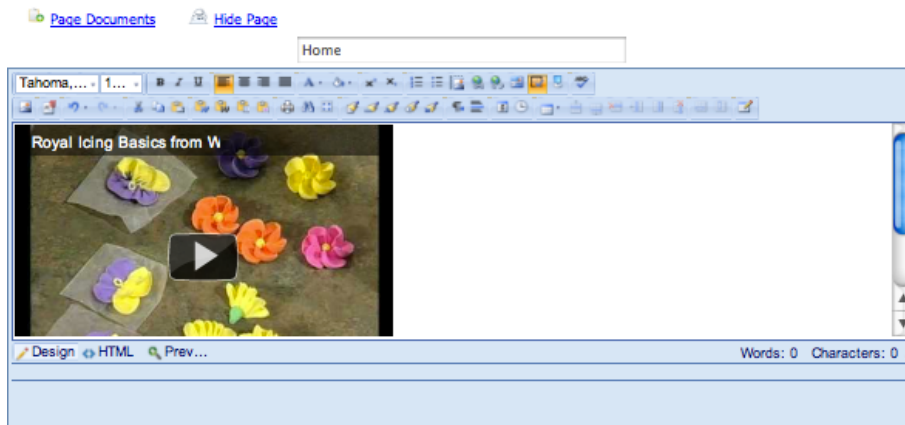


5. Highlight all the text in the box (as seen above in blue).
6. After making your selection, copy this information and go back to your website's "edit page." Click **HTML** (located on the bottom banner).
7. Paste the embedded code into your website HTML "edit page."






8. Click . Your YouTube video will appear in the “edit page.”



[Save Changes](#)

9. If needed, use  correctly align your video.

10. Click [Save Changes](#)